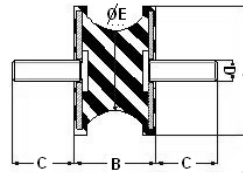
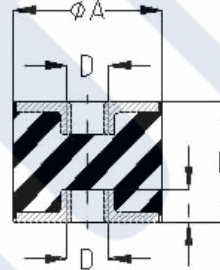


SUSPENSIÓN ELÁSTICA SERIE T



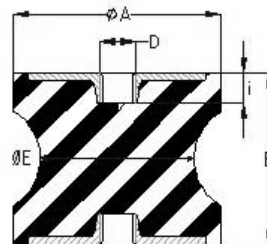
Ref.	A	Dureza(Sh)	B	C	D	E	Compresión(Kgs.)	Flecha	Cizalla(Kgs.)	Flecha
3376	30	60	25	20	M-8	24	60	5,0±1,0	8	5,0±1,0
3230	60	60	36	25	M-10	37	250	7,0±1,0	40	7,0±1,0
3231	60	60	43	25	M-10	38	250	9,0±1,0	30	9,0±1,0

SUSPENSIÓN ELÁSTICA SERIE H



Ref.	A	Dureza(Sh)	C	D	Compresión(Kgs.)	Flecha	Cizalla(Kgs.)	Flecha
3330	30	60	15	M-8	80	6,0±1,0	16	6,0±1,0
3430	40	60	25	M-8	200	6,0±1,0	40	6,0±1,0

SUSPENSIÓN ELÁSTICA SERIE H-N



Ref.	A	Dureza(Sh)	B	C	D	E	Compresión(Kgs.)	Flecha	Cizalla(Kgs.)	Flecha
3617	70	60	58	15	M-12	52	350	11,0±1,0	70	11,0±1,0
3356	80	60	65	25	M-12	70	600	13,0±1,5	120	13,0±1,5
3866	90	60	80	30	M-12	79	750	16,0±2,0	130	16,0±2,0
3866 RED	90	60	50	20	M-12	82	850	10,0±1,0	170	10,0±1,0
3867	105	60	85	20	M-14	91	1200	17,0±2,0	240	17,0±2,0
3868	130	60	95	25	M-16	117	1800	19,0±2,0	320	19,0±2,0